



District Report Card: 2017


State: Maharashtra	District: Nashik
Class: 3	Subject: Language
Schools: 61	Students: 1457


Participation/Coverage


Students

GENDER 	Boys		Girls	
	Number	%	Number	%
	751	51.54	706	48.46

AREA 	Rural		Urban	
	Number	%	Number	%
	934	64.10	523	35.90

CATEGORY 	SC		ST		OBC		GEN	
	Number	%	Number	%	Number	%	Number	%
	134	9.20	465	31.91	415	28.48	443	30.40

CWSN 	LD	VI	HI	S&LD	ID	Oth
	1	37	2	0	1	1

Management 	Government		Government-aided	
	Number	%	Number	%
	1027	70.49	430	29.51

Average Performance of Students in Language (%)

Overall	Gender		Area		Management		Social Group			
	Male	Female	Rural	Urban	Govt.	Aided	SC	ST	OBC	GEN
65.64	66.17	65.07	67.91	61.58	65.68	65.53	65.12	68.73	65.12	63.02

Performance on Learning Outcomes (LOs)

Learning Outcomes	Description	Average Performance(%)
L304	Reads small texts with comprehension i.e., identifies main ideas, details, sequence and draws conclusions	67.08
L312	Reads printed scripts on the classroom walls: poems, posters, charts etc.	62.76

Range of Performance of Students who Answered Correctly							
Below 30%		30% - 50%		50% - 75%		Above 75%	
Number	%	Number	%	Number	%	Number	%
151	10.36	251	17.23	475	32.60	580	39.81

Lowest Performing Learning Outcomes (LOs)

- 1 - Reads printed scripts on the classroom walls: poems, posters, charts etc. (62.76)
- 2 - Reads small texts with comprehension i.e., identifies main ideas, details, sequence and draws conclusions (67.08)